



Sense
Measure
Control

Model KP94B Linear Potentiometers

- *Range 0.5" to 7"*
- *±0.5% Linearity*
- *IP67 Sealed*
- *Bearing Mountings*
- *Long Life*
- *Compact Design*



The KP94 Series of Linear Potentiometers are designed to withstand the harsh environment of motorsport and automotive testing applications.

Using a proven conductive plastic track technology and multi fingered contacts the sensors offer high performance and reliability even under extreme temperature and vibration.

Standard measurement ranges are from 0-0.5" to 0-7" although special sizes can be manufactured within short delivery times.

The stainless steel shaft is fitted with sealing to IP66 as a standard but with an option of IP67 to protect against even the harshest conditions.

Industry standard mounting options of bearing or quick release pop joints allow for easy integration into existing or new applications.

We also have a choice of cable exit which can be chosen as forward or reverse direction.

Typical applications include: Damper Position – Throttle – Pedal – Aero Surface – Actuators

KA Sensors is a dynamic company with over 30 years of sensor and instrumentation experience in the motorsport industry.

We offer a strong engineering led service to all of our customers, with speed of response and confidentiality being paramount.

Please contact us for further expert assistance with your application.
Process Measurement & Controls, Inc.- 11 Old Sugar Hollow Road – Danbury – CT 06810 - USA

Tel: 203-792-8686

Fax: 203-743-2051

Email: sales@pmc1.com

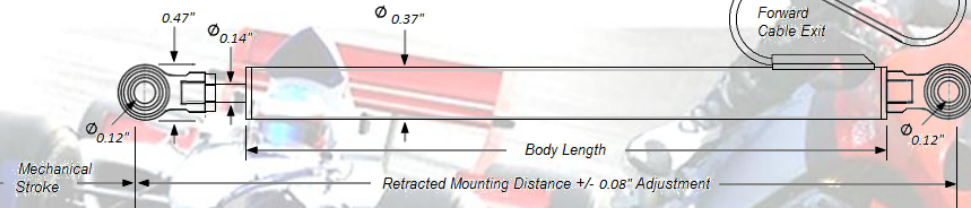
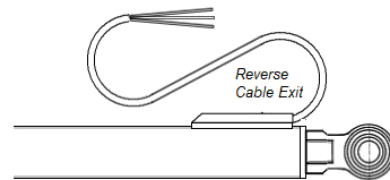
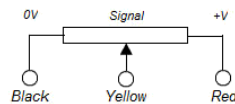
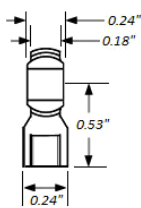
Web: www.pmc1.com

KP94B.1012U

Specifications

- **Supply**
40 VDC Max
- **Resolution**
Essentially Infinite
- **Repeatability**
≤0.0004"
- **Operational Speed**
33ft/s Max
- **Mechanical Life**
>25 Million Cycles
- **Wiper Current**
<10μA
- **Linearity**
≤±0.5% (option to ±0.1%)
- **Electrical Connection**
20", 55spec, 26 AWG, TPV Sleeve
- **Track Technology**
Conductive Plastic
- **Construction**
Aluminum Housing
Stainless Steel Shaft
- **Operating Temperature**
-40°F to + 302°F
- **Protection Class**
IP66 (Dual O Ring) or
IP67 (PTFE U Spring + O Ring)
- **Options**
Electrical Connectors Fitted
Mechanical Dimensions

KA/PMC adopts a continuous development program which sometimes necessitates specification changes without notice



How to Order

■ Please provide information as below:

	KP94B	0 0 / 0 0 / 0
Range	0.5	U 5
	1	0 1
	2	0 2
	3	0 3
	4	0 4
	5	0 5
	6	0 6
7	0 7	
Seal	IP66	6 6
	IP67	6 7
Cable Exit Direction	Forward	F
	Reverse	R

Standard Configuration

	Bearing							
Active Electrical Stroke (inches)	0.50	1.00	2.00	3.00	4.00	5.00	6.00	7.00
Retracted Mounting Distance (inches)	1.81	3.86	4.84	5.83	7.05	8.03	9.02	10.00
Mechanical Stroke (inches)	0.57	1.06	2.05	3.03	4.02	5.00	5.98	6.97
Body Length (inches)	2.01	2.52	3.50	4.49	5.71	6.69	7.68	8.66
Weight Without Cable (oz)	0.53	0.60	0.74	0.88	1.02	1.16	1.31	1.45
Resistance (Kohms ±20%)	0.80	1.70	3.40	5.00	6.70	8.40	10.00	11.70

Process Measurement & Controls, Inc. - 11 Old Sugar Hollow Road - Danbury - CT 06810 - USA

Tel: 203-792-8686

Fax: 203-743-2051

Email: sales@pmc1.com

Web: www.pmc1.com

KP94B.1012U